


Systems with more physicians are more likely to offer an MA plan. Across systems of all sizes, HMO plans are more common than PACE or other plans.



Percentage of systems offering an MA plan, overall and by plan type

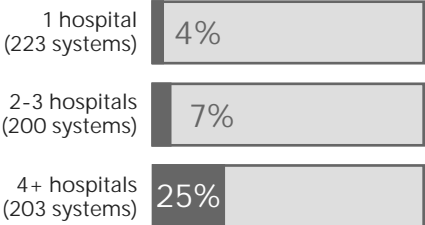
\*This analysis is based on AHRQ's Compendium of U.S. Health Systems, 2016. Developed as part of the Comparative Health System Performance

# Percentage of systems offering an MA plan, by system type




## SYSTEM SIZE

Larger systems are more likely to offer an MA plan.



## OWNERSHIP



## Percentage of systems offering an MA plan, by system type

System type	Number of systems offering an MA plan	Total number of systems	Percentage of systems
<b>System size</b>			
1 hospital	10	223	4%
2-3 hospitals	13	200	7%
4+ hospitals	51	203	25%
<b>Ownership</b>			
Public ownership	7	108	6%
Nonprofit ownership	64	499	13%
Investor ownership	3	19	16%
<b>Teaching</b>			
Nonteaching	8	175	5%
Teaching	66	448	15%
Minor teaching	47	286	16%
Major teaching	19	162	12%
<b> </b>			
<b> </b>			
<b> </b>			

---

## METHODS

This analysis is based on the Compendium of U.S. Health Systems, 2016, which presents a list of U.S. health systems. To operationalize the definition of health systems described above, we identified systems using the following data sources:

-

